

# Public Opinion Poll

## The Performance of Dr. Abdullah Al Nsour Government after One Year since Its Second Formation

### **Sample:**

National representative Sample: 1800 respondents who aged 18 and above from 180 clusters across the 12 governorates. 50% males and 50% females

Leaders sample: 700 respondents from 7 categories, were 100 were taken from each category. The respondent rate was 97%

The Survey was implemented between 22-27/3/2014. 48 field data collectors and 12 field supervisor's participated in collecting the National Sample data and 14 office researchers collected the data from the Leaders Sample.

The margin of error in the National Sample was (2.5±) at 95% confidence level.

**April 2014**

For more information, please contact, the Center for Strategic Studies

Public Opinion and Surveys Department

Phone: +962 6 5300 100

Fax: +962 6 53 555 15

[w.alkhatib@css-jordan.org](mailto:w.alkhatib@css-jordan.org)

[polling@css-jordan.org](mailto:polling@css-jordan.org)

The opinions expressed in this survey represent the view of the respondents, and do not necessarily represent the viewpoint of the Center for Strategic Studies Center or the

University of Jordan

## **Background**

The government of Dr. Abdullah Al Nsour II was formed on 03/31/2013 after His Majesty the King assigned its formation based on the results of consultations carried out by the head of the Royal Court with the House of Representatives to choose a prime minister. It is the first time that the choice of prime minister was named by the House of Representatives. The President-designate and the House of Representatives also consulted over the selection of the ministerial team that works with him during his chairmanship of the government. The President made amendments to his team in which five ministers left the government and thirteen ministers entered the government.

The goals of the survey were to obtain the views of Jordanians in order to 1) measure their confidence in the general abilities of the government of Dr. Abdullah Al Nsour, 2) assess public opinion about government performance in assuming its responsibilities during the year that has passed since its formation on 03/31/2013, and 3) measuring respondents' views about the government's ability to carry out the tasks set out in the Letter of Designation. Moreover, the survey aimed to 4) identify public opinion and leaders' opinions regarding the direction Jordanian affairs, as well as to 5) identify the attitudes and opinions of citizens on particular issues including the economic situation, among others.

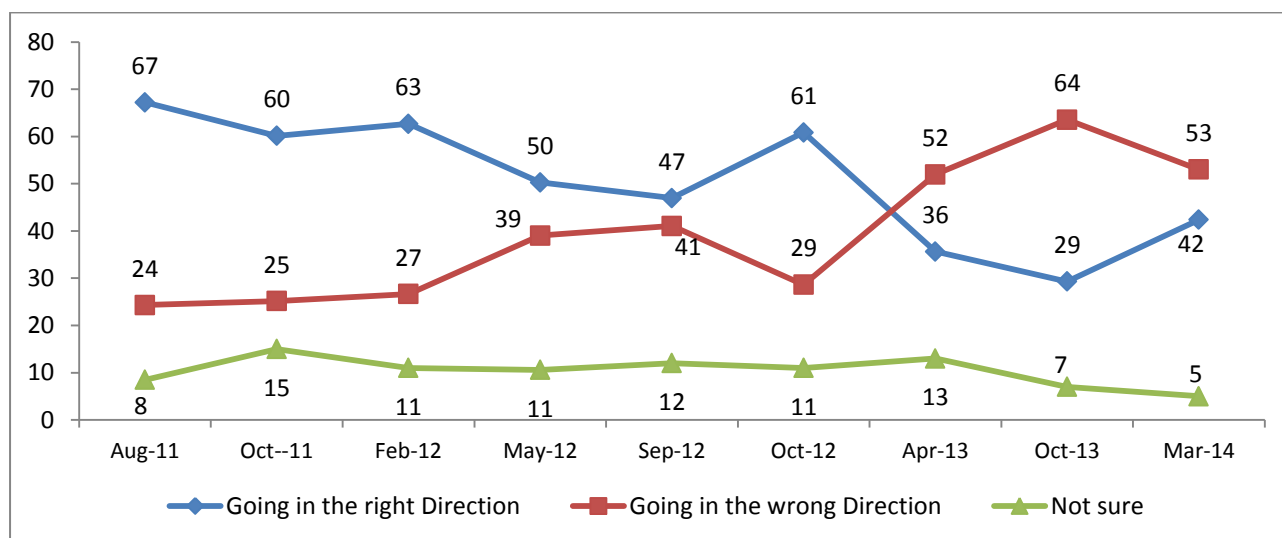
## **Main Findings:**

- The results of the “Government survey after one year of its second formation” shows optimistic views of respondents in matters pertaining to Jordan such as the rising percentage of those who believe that things are going in the right direction within the national sample and within the “opinion leaders” sample. There was an increase of 13 points from the October 2013 survey.
- A poor economic situation in general, higher prices, and higher cost of living were the main reasons for respondents to believe that things are going in the wrong direction. High prices and high cost of living constituted 35% of the responses cited by the national sample respondents. The poor economic situation (poverty, unemployment, the high cost of prices) comprised 44% of the responses as cited by opinion leaders.
- When comparing the government's ability to fulfill its responsibilities since its formation until now, the results show a slight increase in citizen confidence in the government's ability to carry out its responsibilities when compared to October 2013 survey. 49% of the national sample respondents reported that the government was able to carry out its responsibilities, 50% reported that the president was able to carry out his responsibilities, and 44% reported that the ministerial team was able to carry out their responsibilities.
- This positive assessment appeared also among the opinion leaders sample, where 57% have reported that the government was able to carry out its responsibilities, 63% reported that the president was able to carry out his responsibilities and 49% reported that the ministerial team was able to carry out their responsibilities since the formation of the government until now.
- In relation to the subjects that were mentioned in the Royal Letter of Designation, the overall average for the government's ability to implement a number of issues showed a modest increase from 44% to 47% in the national sample compared to October 2013 survey.
- Regarding the economic situation of the national sample of respondents, 57% said that their economic situation is worse today than it was twelve months ago, an increase of 4 points from the June 2013 survey. When asked about their expectations of their economic situation over the next twelve months, 26% of respondents said that it will be better than it is now. The proportion of respondents

who believe that their economic situation will be worse than it is now was 45%, which is the same percentage as in the June 2013 survey.

- 18% of the respondents in the national sample describe that economic development in Jordan is better today than it was twelve months ago, up by 5 points from the June 2013 survey.
- On the expectations of Jordan's economic development over the next twelve months, both respondents from the national sample and the opinion leaders sample show optimism in the economic situation over the next twelve months compared to June 2013 survey.

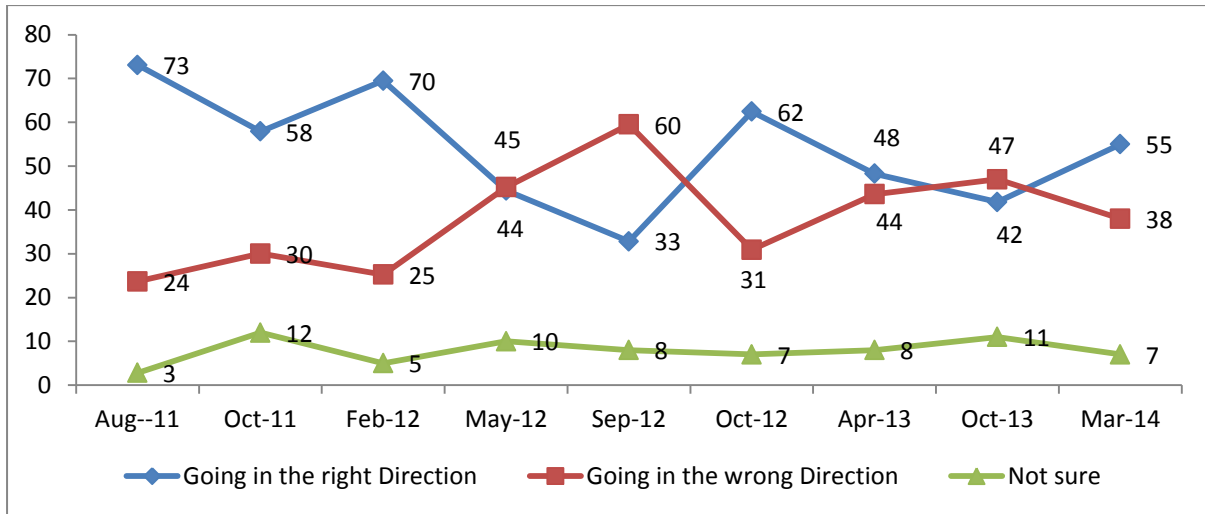
**Figure 1: How are things going in Jordan, in the right direction or the wrong direction? National Sample**



**Table 1: Reasons why respondents think things are going in the wrong direction (out of the 53%)- National Sample**

Reasons	%
Rising prices and cost of living	35
Bad economic situation in general	20
The existence of corruption, nepotism and favoritism	13
The existence of poverty and unemployment	9
The presence of the large number of refugee arrivals, employment and the foreign pressure that they generates	6
Failure to achieve the required reforms (political, economic, social)	4
Security instability and frequent demonstrations	3
The weakness of the plans and programs of political and economic	3
<b>Other Reasons</b>	<b>6</b>
<b>Total</b>	<b>100</b>

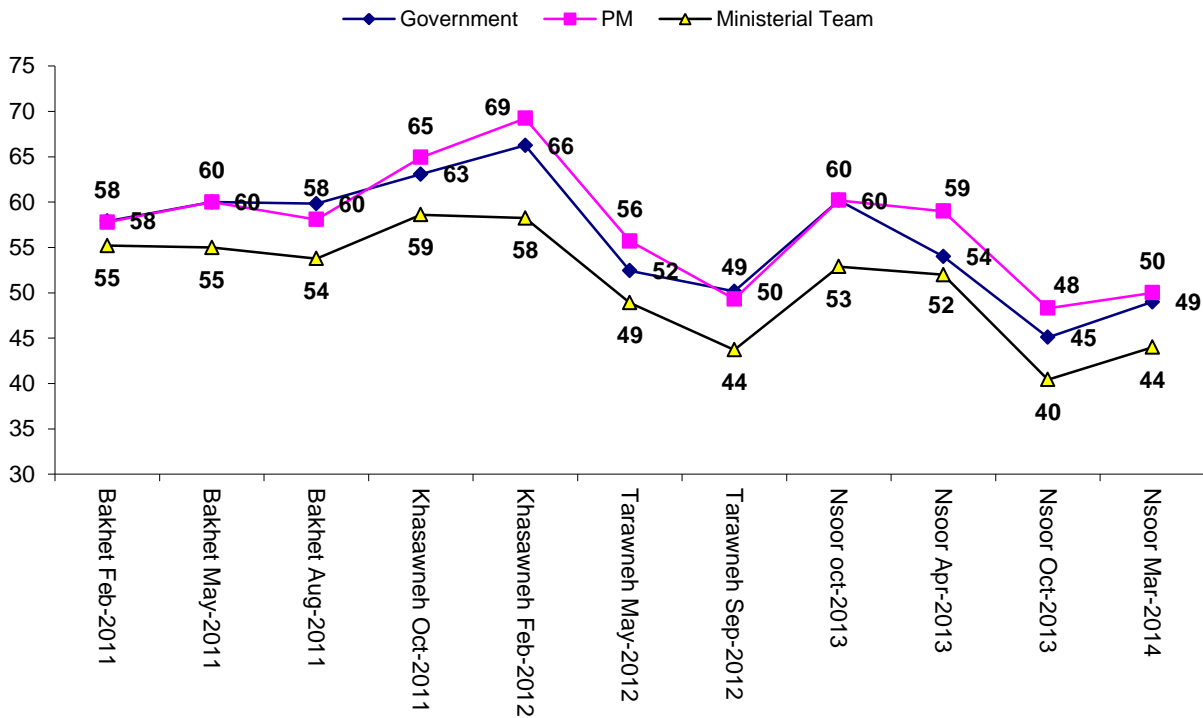
**Figure 2: How things are going in Jordan, are in the right direction or the wrong direction? Leaders Sample**



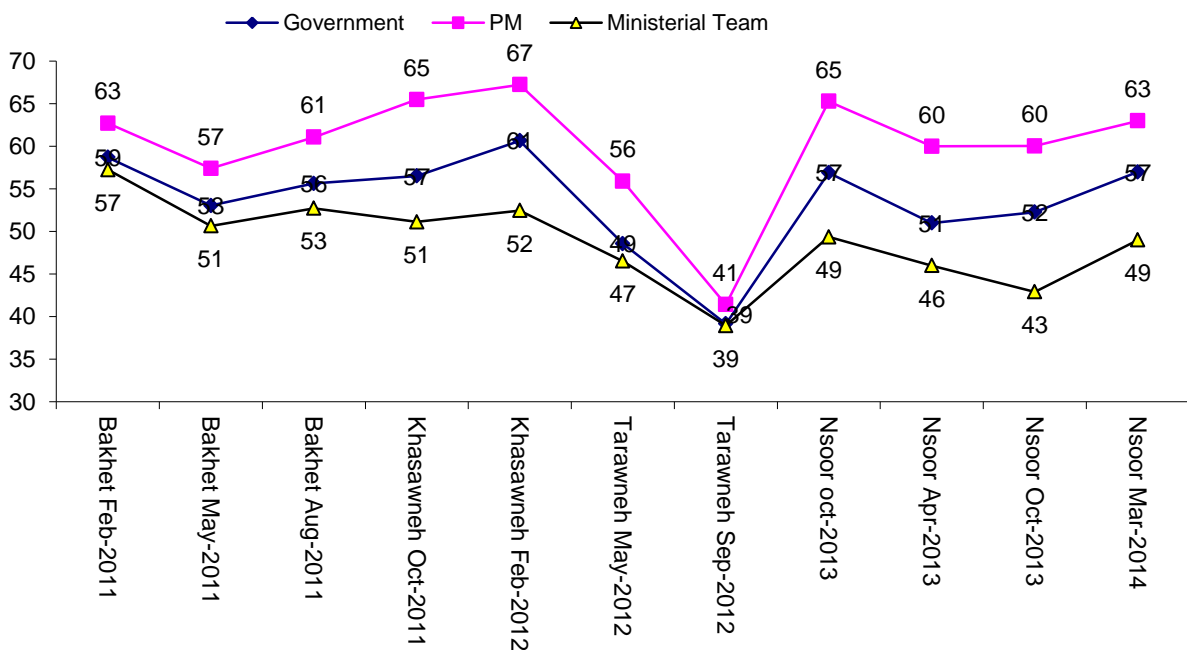
**Table 2: Reasons why respondents think things are going in the wrong direction (out of the 38%)-Leaders Sample**

Reasons	%
Bad economic situation (poverty, unemployment, high cost prices)	44
Slow process of political and economic reform	22
The weakness of the political and economic plans and programs	20
The existence of corruption, nepotism and favoritism	4
Jordan's positions and its foreign policy	3
The deterioration of social values and principles	3
Other reasons	3
<b>Total</b>	<b>100</b>

**Figure 3: The degree of the (the government, the President, and the ministerial team) of carrying out their responsibilities (National Sample)**



**Figure 4: The degree of the (the government, the President, and the ministerial team) of carrying out their responsibilities (Leaders Sample)**

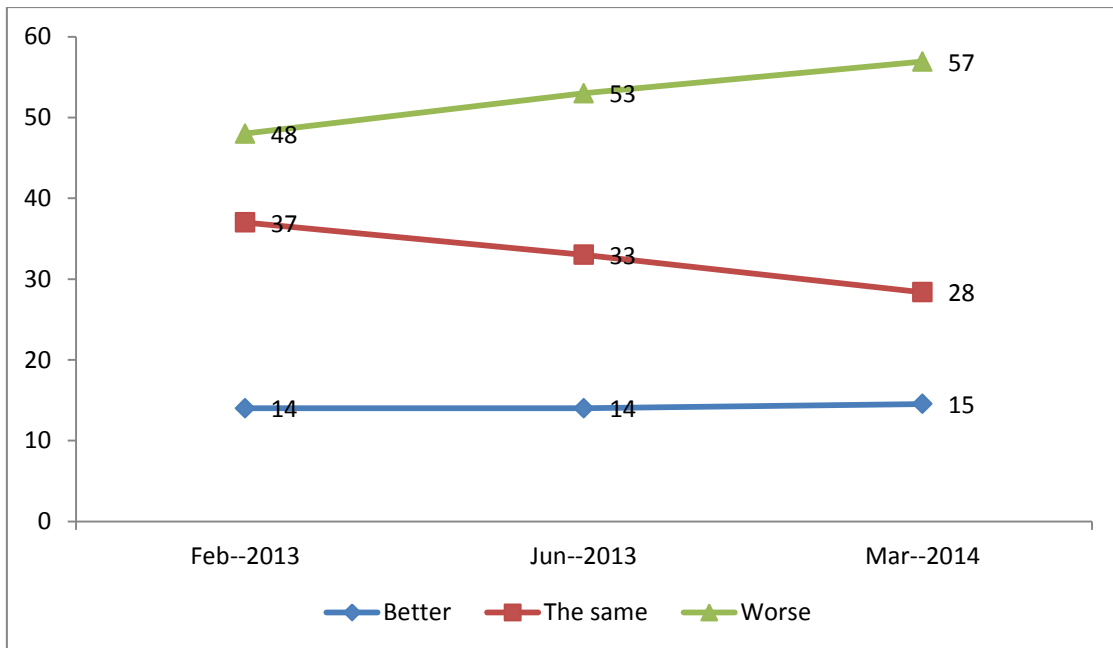


**Table 3: Percentages of respondents from the national sample and opinion leaders who said that the government has succeeded in addressing a number of key topics contained in the Letter of Designation**

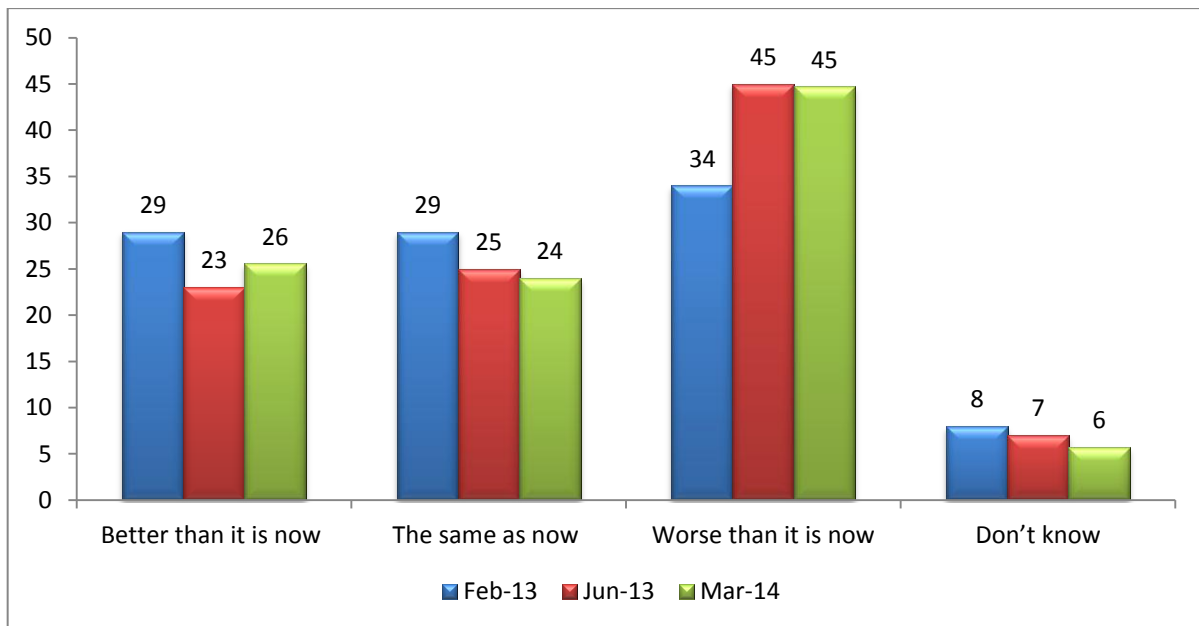
Leaders Sample			National Sample			
One Year	200 days	Formation	One Year	200 days	Formation	
80	78	82	71	68	79	Supporting and caring for the armed forces and security agencies
66	65	68	60	62	69	Providing all forms of support for the Palestinian establishment of an people and support for the independent state
58	53	59	62	60	65	Strengthening the rule of law, maintaining security and public order
46	43	52	53	50	59	Continuing efforts to develop political life and the legislations governing them
47	45	52	49	47	58	Strengthening cooperation with civil society's unions and the institutions, political parties, trade media
47	43	51	49	44	56	Improving the quality services provided in the sectors of health, education, training
41	40	48	44	38	51	Focusing efforts to develop the provinces to ensure more equitable distribution of such gains
48	46	48	48	43	51	Strengthening food and water security and meeting the needs of the Kingdom's of energy needs
44	45	50	39	37	50	Addressing the deficit of the state budget
36	36	46	40	34	49	Applying decentralized approaches to promote the decision-making participation of citizens
38	37	48	39	36	48	Entrenching the principles of transparency, opportunities accountability, justice, merit and equal
33	32	44	32	31	46	Opposing corruption, nepotism and favoritism
32	31	42	29	26	44	Taking effective measures to fight poverty, unemployment and consumer protection
%47	46%	53%	%47	44%	56%	Average for all items



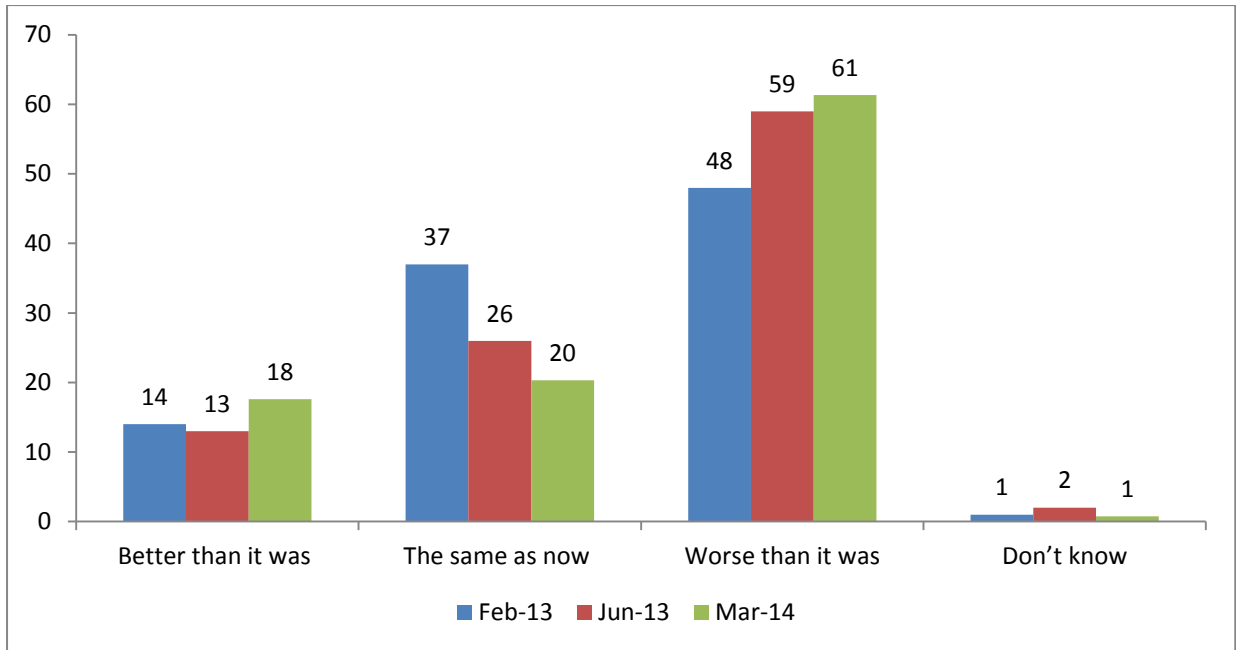
**Figure 5: How would you describe your family's economic situation today compared to the past twelve months? Is it: (National Sample)**



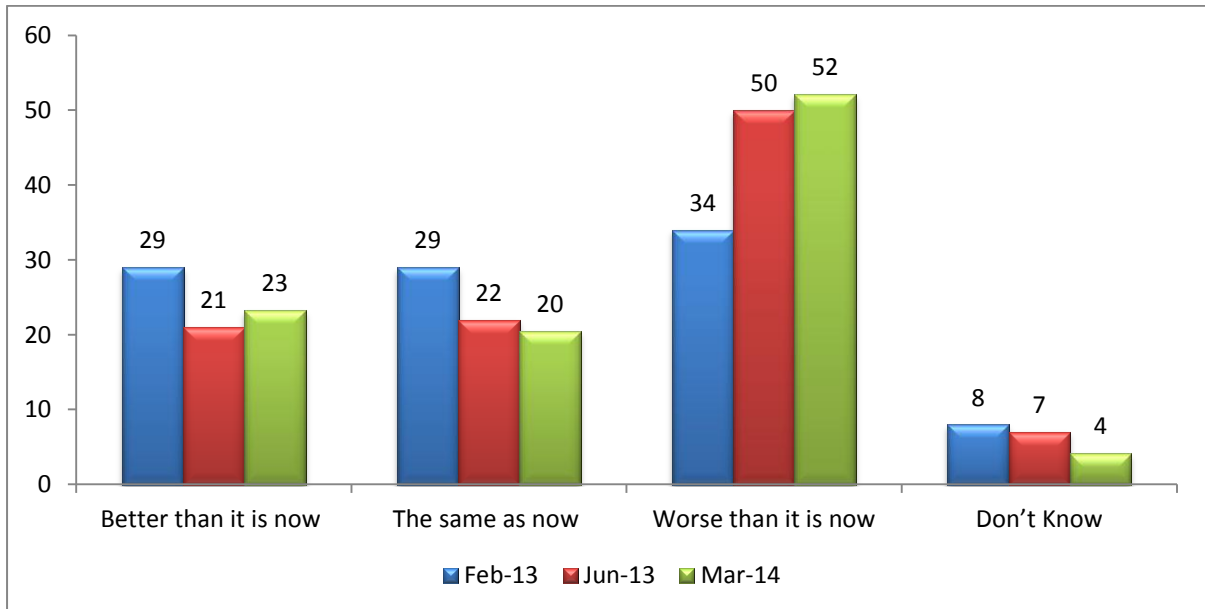
**Figure 6: What do you think your family's economic situation during the next 12 months will be?**



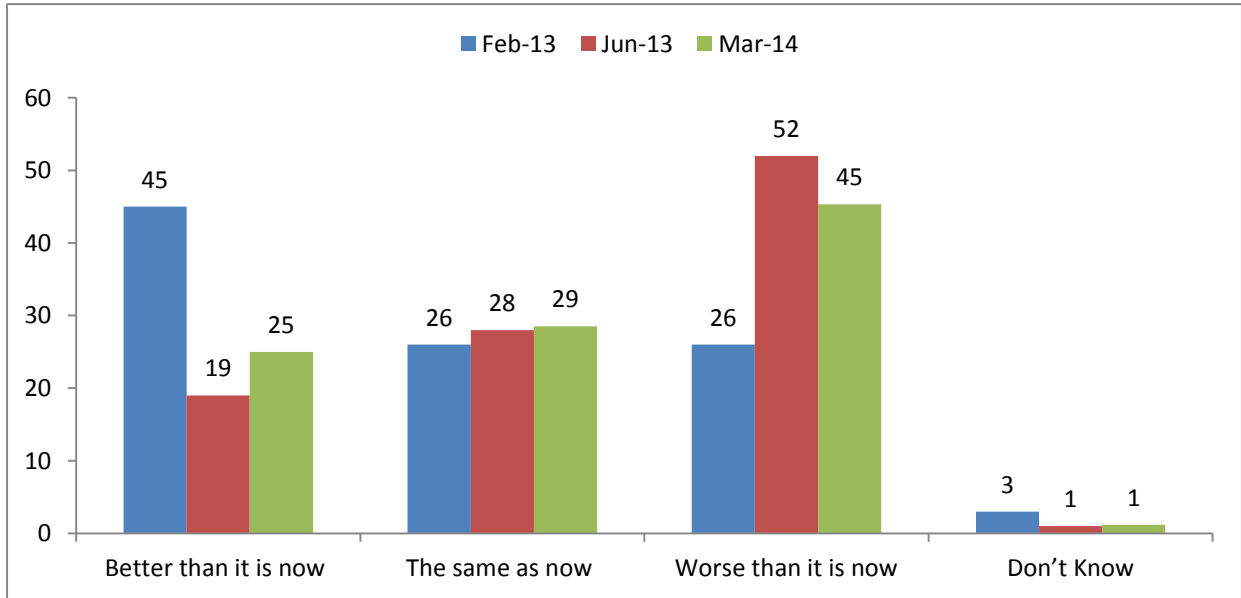
**Figure 7: How would you describe the economic situation of Jordan today compared to the past twelve months? Is it:**



**Figure 8: Do you think that the economic situation in Jordan in the next 12 months will be: (National sample)**



**Figure 9: Do you think that the economic situation in Jordan in the next 12 months will be:  
(Leaders sample)**



**Figure 10: I will read some statements, and I would like for you to tell me which of these statements describes your household's income the most accurately.**

